



Feeder Accessories

Additional ways to simplify your life.

[GET A QUOTE](#)

Discover our wide range of accessories that fit your Hanen Feeder

Whether you're looking to protect, enhance, or expand the functionality of your Hanen Feeder, our collection of accessories is designed to offer the perfect solutions. Explore a range of add-ons that will help you get the most out of your Automated Feeding.

[Hoppers](#)

[Trailers](#)

[Sleds](#)

[Spike Kit](#)

[Troughs](#)

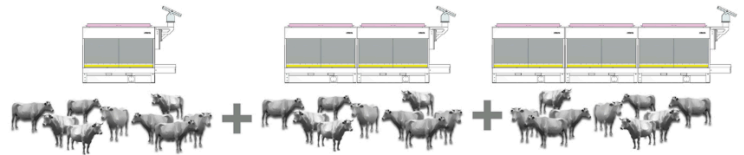


- ✓ Expandable as your herd grows
- ✓ Made for your feeder
- ✓ Another way to make life easier

Hoppers

Expand your Hanen Automatic Solar Powered Feeder by connecting additional hopper units for **Increased Feeding Capacity** of your herd.

Power up to 4 additional hoppers with 1 master **Solar-Powered Feeder Unit**.



➤ Expand your Feeder as your herd grows

➤ Easy to Attach

➤ Increased Feeding Capacity



Wrangler Size Hopper

DIMENSIONS: 5' wide x 5' high x 4' deep

EMPTY WEIGHT: 900 lbs

VOLUME: 40 bushels / 2,000 lb hopper capacity



Boss Size Hopper

DIMENSIONS: 10' wide x 5' high x 4' deep

EMPTY WEIGHT: 1,100 lbs

VOLUME: 75 bushel / 3,500 lb hopper capacity

Trailers

A ranch-friendly trailer accessory enables easier transport of the feeder to each new location as part of your cattle herd's rotational grazing schedule.

➤ Mobility

➤ Transport your feeder when and where it is needed

➤ Easy to Attach

Wrangler Size Trailer

DIMENSIONS:

9' long x

5' 9" wide x 5'

high x 2.5" tall

Boss Size Trailer

DIMENSIONS:

13' long x

5' 9" wide x 5'

high x 2.5" tall

Boss-Max Size Trailer

DIMENSIONS:

Boss Feeder +

Boss Hopper

22.5' long x

5' 9" wide x 2.5'

tall



Sleds

Our sled accessory enables you to tow, slide, or pick up the unit with tractor forks. One sled per feeder or hopper, yet you could connect up to five.

Great for moving to a new location as part of your cattle herd's rotational grazing schedule.

➤ Easy to Attach

➤ Transport your feeder when and where it is needed

➤ Mobility



Wrangler Size Sled

DIMENSIONS:

4' 10" long x 4' wide

Boss Size Sled

DIMENSIONS: 8' 9" long x


4' wide

Spike Tote Kit for Your Feeder

Attach this Spike to your Hanen Feeder (either Boss-Size or Wrangler-Size) and use the Skid to fill the hopper with a bulk bag from the operator's seat.

1

Open Lid and Fold Up



2

Load Skid




3

Load Feeder



4

Fold Down and Close Lid



Spike Tote Kit: Key Features

Faster

The spear-tipped system quickly and cleanly punctures the bulk bag, allowing for faster material flow compared to manual cutting or other methods.

The skid ensures that the bulk bag is perfectly aligned for clean, efficient material discharge into the hopper.

Minimize Spillage

The controlled discharge through the chute minimizes material loss and spillage, reducing waste and cleanup time.

Manufactured Fit

The tote platform is specifically designed to accommodate 1-ton bulk bag super sacks.

Heavy-Duty Construction

Made from durable 7-14 gauge steel, 100% powder coated inside and out for maximum protection.

Easy to Attach

Simple bolt-on installation to your existing feeder.

Foldable Spike

The spike folds down to allow the lid to close completely.

Trough Insert

Insert a layer of protection into your trough by adding a long stainless steel cover into your trough.

- Easy to Attach
- Gives Front Curb Protection
- Gives a Polished Finish



Wrangler Size Trough Insert

DIMENSIONS:

4' 3" long x 18" wide

Boss Size Trough Insert

DIMENSIONS: 8' 10" long x 18" wide

HANEN
AUTOMATIC CATTLE
AND LIVESTOCK FEEDERS



AutomaticCattleFeeder.com



608-415-1567



Hanen@AutomaticCattleFeeder.com



Reedsburg, WI

